

Cleaning intructions

Clean up carefully, if the apartment is poorly cleaned, we let a cleaning company come and clean out and you will be charge for it.


Check the following:

All rooms

- walls and ceilings
- window frames
- windows, between, inside and out
- window sill
- balcony glazing
- elements (even behind)
- valves
- fixed lighting
- outlet
- switch
- doors and frames
- floors and baseboards
- thresholds
- wardrobes
- drains
- closets, inside and out, and on top
- wardrobe crates, shelves
- remove the nails and hooks

Kitchen

- extractor fan, glass, hood and grease filters
- cooker, hob, oven, plates, inside and out, and behind
- kitchen cabinets and drawers, inside and out, and on top
- grate under the cabinets
- handles on doors and cabinets
- spice rack
- refrigerator / freezer defrost and clean the inside and outside trim around the doors and on top
- granite top and under
- sink with mixer tap

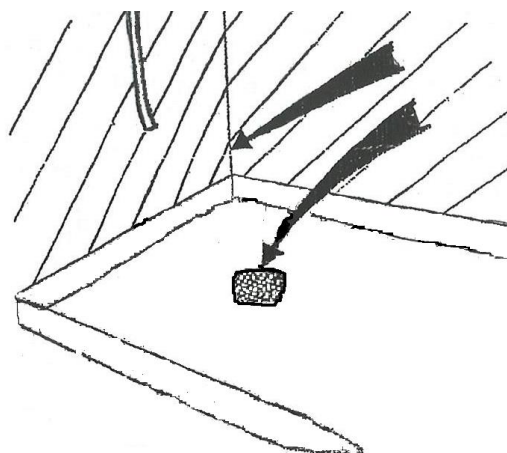
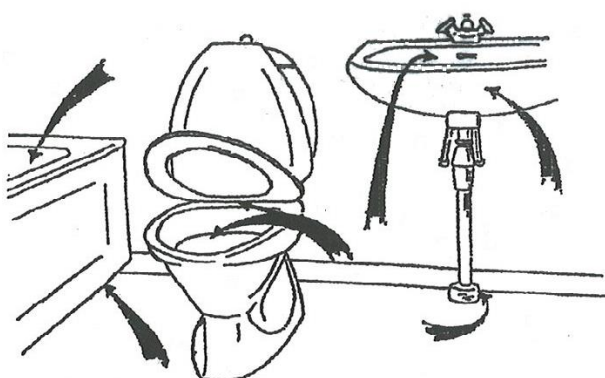


Remember that if you have installed a dishwasher, put up a mirror wall or flat screen TV, you need to restore and repair if necessary damage.

When repainting damage, please contact Krambo for more information.


Bath and WC

- bathroom cabinet and mirror
- commode inside and out, and bend
- sink, faucet and drain pipe
- the floor drain and grid
- valves
- bath, front, behind the front and under
- walk-in shower, the walls in the shower area
- all pipes



Utility (if it presents)

- cabinets inside and out, and on top
- washing machine drum cover even compartment detergent
- oven or porpoises and filters
- wash bench and grovhon
- sewer pipes, floor drains and grates



Balcony, attic and / or basement cleaned.